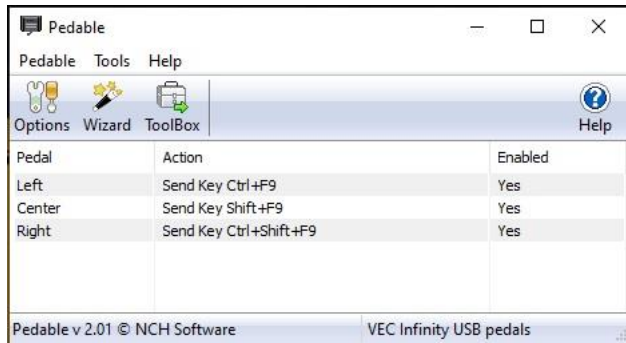
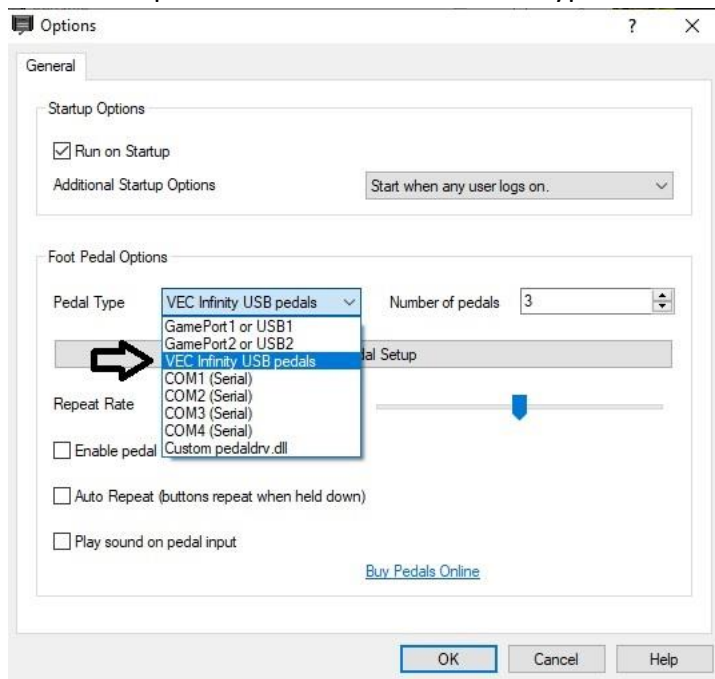


Install VEC Infinity 3 Foot Pedal

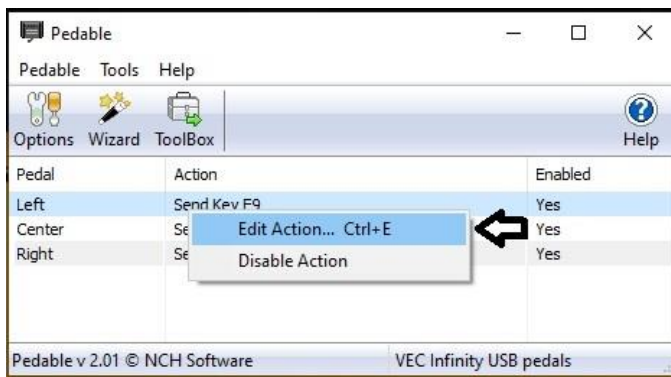
1. Click on <https://www.nch.com.au/footpedal/pedablesetup.exe> and click on "Save File".
2. Open the File Explorer and click on "Downloads" and double click on "pedablesetup".
3. When prompted to install Pedable select yes.
4. Select "I agree with these terms" then click "Finish".
5. After that, the Pedable will open.



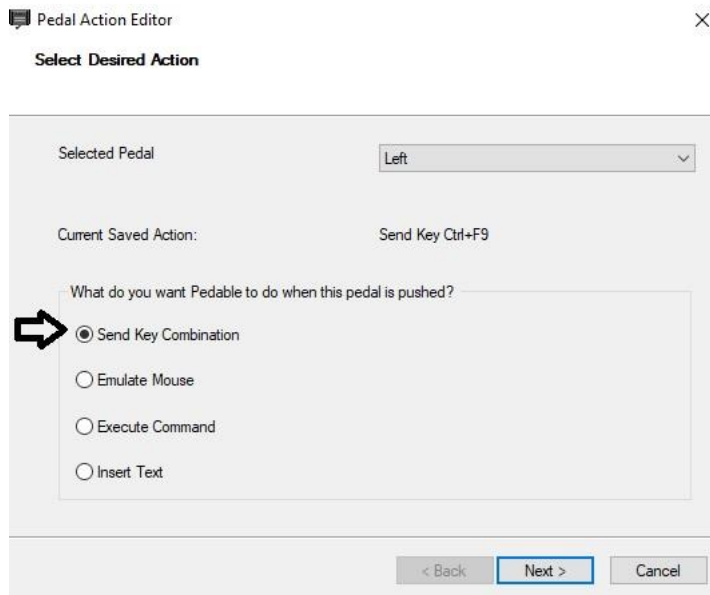
6. Click the "Options" icon and under Pedal Type select "VEC Infinity USB pedals" then click "OK".



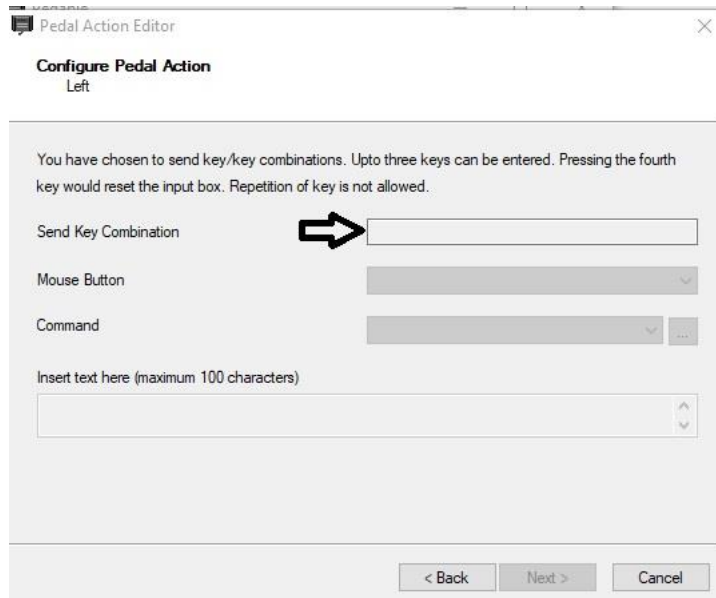
7. Right Click on the word "Left" and select "Edit Action".



8. Select “Send Key Combination” then click “Next”.



9. In “Send Key Combination” click in the box then press the “Ctrl” key then press “F9” key then click “Finish”.



10. Repeat steps 7 and 8 for “Center”
11. Then in “Send Key Combination” click in the box then press the “Shift” key then press “F9” key then click “Finish”.
12. Repeat steps 7 and 8 for “Right”
13. Then in “Send Key Combination” click in the box then press the “Ctrl” key then press “Shift” key then press “F9” key then click “Finish”.
14. Now press the “X” to close the program.